



Halloween Safety

Everyone loves a good scare on Halloween, but not when it comes to child safety.

There are several easy and effective behaviors that parents can share with kids to help reduce their risk of injury.

Walk Safely

- Cross the street at corners, using traffic signals and crosswalks.
- Look left, right and left again when crossing and keep looking as you cross.
- Put electronic devices down and keep heads up and walk, don't run, across the street.
- Teach children to make eye contact with drivers before crossing in front of them.
- Always walk on sidewalks or paths. If there are no sidewalks, walk facing traffic as far to the left as possible. Children should walk on direct routes with the fewest street crossings.
- Watch for cars that are

turning or backing up. Teach children to never dart out into the street or cross between parked cars.

Trick or Treat With an Adult

- Children under the age of 12 should not be alone at night without adult supervision. If kids are mature enough to be out without supervision, remind them to stick to familiar areas that are well lit and trick-or-treat in groups.

Keep Costumes Both Creative and Safe

- Decorate costumes and bags with reflective tape or stickers and, if possible, choose light colors.
- Choose face paint and makeup whenever possible instead of masks, which can obstruct a child's vision.
- Have kids carry glow sticks or flashlights to help them see and be seen by drivers.
- When selecting a costume,

make sure it is the right size to prevent trips and falls.

Drive Extra Safely on Halloween

- Slow down and be especially alert in residential neighborhoods. Children are excited on Halloween and may move in unpredictable ways.
- Take extra time to look for kids at intersections, on medians and on curbs.
- Enter and exit driveways and alleys slowly and carefully.
- Eliminate any distractions inside your car so you can concentrate on the road and your surroundings.
- Drive slowly, anticipate heavy pedestrian traffic and turn your headlights on earlier in the day to spot children from greater distances.
- Popular trick-or-treating hours are 5:30 p.m. to 9:30 p.m. so be especially alert for kids during those hours.

www.safekids.org



Kitty Hawk Elementary 2014 Fall Festival!

Saturday, October 11, 2014
3pm - 6pm

SSPD will be there with child fingerprinting, a bicycle raffle, bean bag toss and great giveaways! Come and see us!

Watch For Me!

Each year, more than 2,400 pedestrians and 960 bicyclists are hit by cars on North Carolina Streets. Watch for Me NC is a comprehensive program, run by the North Carolina Department of Transportation (NCDOT) in partnership with local communities, aimed at reducing the number of pedestrians and bicyclists hit and injured in crashes with vehicles.

SAFETY IS A SHARED RESPONSIBILITY

When you're driving:

- ◇ Yield to people in crosswalks. (GS § 20-173)
- ◇ Always look first for pedestrians and bicyclists before turning, backing up, and when driving at night.
- ◇ Pass bicyclists only when it is safe to do so and be sure to give them plenty of room. (GS § 20-149)
- ◇ Be prepared for bicyclists to take the whole lane—it's their right if they need it. (GS § 20-146)

When you're walking:

- ◇ Look for cars in all directions—including those turning left or right or backing up—before crossing the street or parking lot.
- ◇ Obey all pedestrian traffic signals. (GS § 20-172)
- ◇ At night, walk in well-lit areas, carry a flashlight, or wear something reflective to be more visible.
- ◇ Cross the street where you have the best view of traffic. At bus stops, cross behind the bus or at the nearest crosswalk.
- ◇ Always walk on the sidewalk; if there is no sidewalk, walk facing traffic and as far from the roadway

as you can. (GS § 20-174)

When you're bicycling:

- ◇ Wear a helmet. It could save your life. (GS § 20-171.7)
- ◇ Obey all traffic signals and stop at "Stop" signs and red lights. (GS § 20-158)
- ◇ Ride in the direction of traffic and as far to the right as practicable. (GS § 20-146)
- ◇ Use front and rear lights and reflectors at night and be as visible as possible. (GS § 20-129 (e))
- ◇ Use hand signals to indicate when turning. (GS § 20-154)

DID YOU KNOW THAT UNDER NORTH CAROLINA STATE LAW, DRIVERS MUST YIELD TO PEDESTRIANS IN CROSSWALKS—EVEN IF THE CROSSWALK IS NOT MARKED? (GS § 20-173)

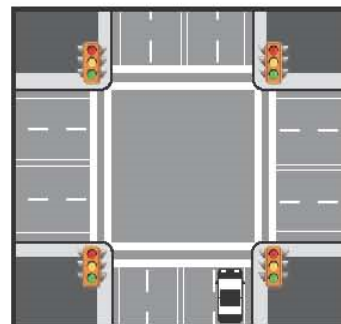


For more information on pedestrian and bicycle laws in North Carolina, visit WatchForMeNC.org.



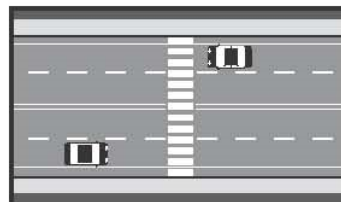
MARKED CROSSWALKS

Crosswalks may be marked, either with two parallel white lines or a series of white blocks running across the street (or road).



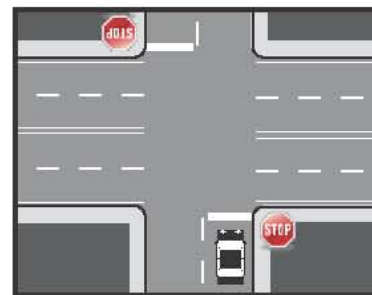
MID-BLOCK CROSSWALK

These marked crosswalks are located in the middle of a block, not at an intersection.



UNMARKED CROSSWALKS

These crosswalks occur whenever a sidewalk ends at an intersection and continues on the other side. There is an implied crosswalk across the intersection.



North Carolina Occupant Restraint Laws

North Carolina has 3 main Occupant Restraint Laws that apply to both residents and visitors. Additionally, North Carolina has a law that protects Certified Child Passenger Safety Technicians from liability when they are acting in good faith and within the scope of training for which the technician is currently certified.

[Child Passenger Safety Law](#)

The Child Passenger Safety Law applies to children age 15 and under riding in both front and back seats.

[Seat Belt Law](#)

The Seat Belt Law applies to drivers and all passengers age 16 and older riding in both front and back seats.

[Children in the Back of a Pickup Truck Law](#)

The Children in the Back of a Pickup Truck Law applies to children age 15 and under and prohibits them from riding in the open bed of a pickup truck with few exceptions.

[Child Passenger Safety Technician Liability Law](#)

The CPS Technician Liability Law applies to currently certified Child Passenger Safety Technicians and their sponsoring organizations.

For further information, contact:

UNC Highway Safety Research Center

800-672-4527 / 919-962-2202

www.buckleupnc.org

www.hsrc.unc.edu

NC Governor's Highway Safety Program

919-733-3083

www.ncdot.gov/programs/GHSP

NC Department of Insurance

NC Safe Kids Buckle Up

888-347-3737 / 919-661-5880

www.ncsafekids.org



Child Safety Seat Checking Station

The Southern Shores Police Department now serves as a permanent Child Safety Seat Checking Station. Officers Eddie McKeever and Tracy Mann have received training on how to demonstrate and instruct the proper methods of child safety seat installation. If you would like some assistance or need additional information, please call the Southern Shores Police Department between 8:30 am and 5:00 pm Monday through Friday to make arrangements to speak with one of our officers.



SOUTHERN SHORES POLICE DEPARTMENT

5375 N. Virginia Dare Trail
Southern Shores, NC 27949

Phone: 252-261-3331

Fax: 252-261-4851

E-mail: infopd@southernshores-nc.gov

***Integrity, Honor, Respect,
Professionalism***

www.tosspd.com

The Southern Shores Police Department supports the core of Community Policing, and accepts its definition as both a philosophy and an organizational strategy that will allow the police and the community to work closely together. Together, we will work to establish and maintain mutual trust among all entities to improve the quality of life while enforcing the law.

We are committed to being a leading community-oriented department.

We are committed to being recognized as leaders in our profession by providing quality, customer focused, problem solving services in partnership with the community we serve.

We are committed to ensuring that police and the community share the responsibility for finding workable solutions to problems that detract from community safety and security.

We are committed to have open and honest communications both internally and externally.


We are committed to making sure that with each contact with the public, we treat each person with dignity and a sense of professionalism.

We are committed to excellence in all professional endeavors, maintaining high ethics, and striving to be the best in all we do.

Law Enforcement History

1932-1934

John Dillinger and his gang murdered ten law enforcement officers — more than any other outlaw. They were responsible for the deaths of Officer Howard Wagner, Trooper Eugene Teague, Sheriff Jesse Sarber, Sergeant William Shanley, Patrolman William O'Malley, Patrolman Martin O'Brien, Officer Francis Mulvihill, Chief Franklin Culp, Detective Henry Perrow and Undersheriff Charles Cavanagh.



If you have a rental home, please feel free to print a copy of this newsletter and display it in your home. This is valuable information that renters and guests need to know, particularly